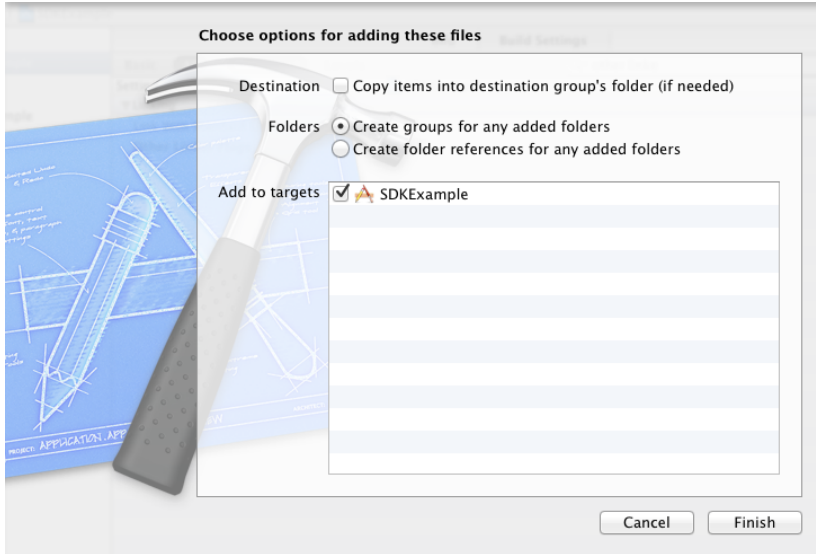


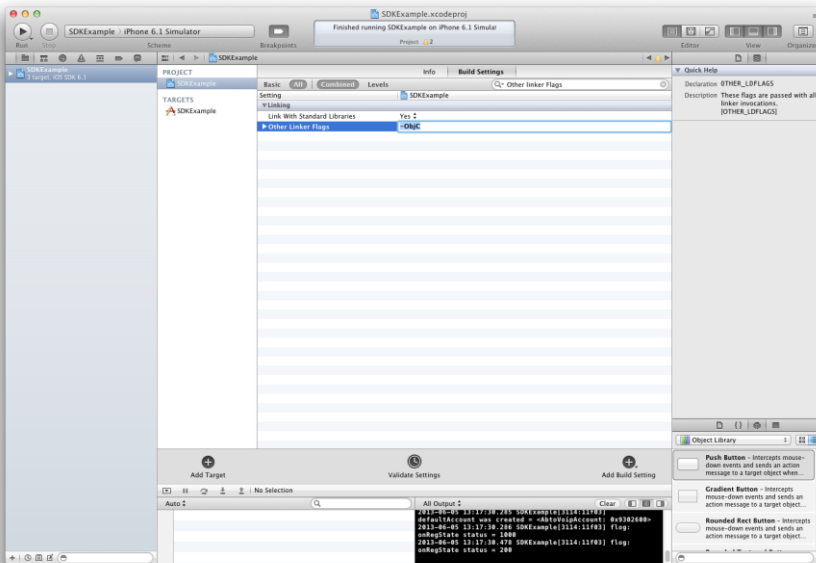
ABTO Software VoIP SIP SDK for iPhone How to Connect VoIP Framework

How to connect VoIP framework

- Create new project as normally;
- Drag and drop `AbtoSipClientWrapper.embeddedframework` folder to your project;

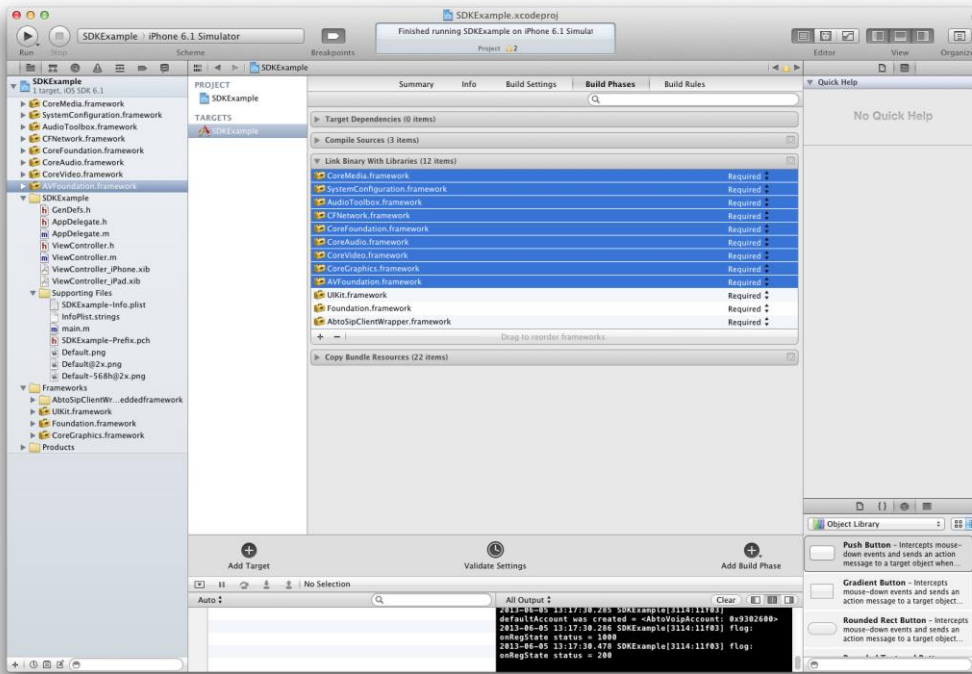


- Select project build settings, set "-ObjC" in "Other linker Flags";



- In target settings go to the Build Phase tab and add frameworks this frameworks in the Link Binary With Libraries:
 CoreMedia.framework;
 SystemConfiguration.framework;
 AudioToolbox.framework;
 CFNetwork.framework;
 CoreFoundation.framework;
 CoreAudio.framework;
 CoreVideo.framework;

libresolv.dylib;
 libz.dylib;
 libsqlite3.dylib;
 AVFoundation.framework.



- In the Info.plist file add fields:
 Application does not run in background -> NO;
 Required background modes -> App provides Voice over IP services, App plays audio.

Application does not run in background	Boolean	NO
▼ Required background modes	Array	(2 items)
Item 0	String	App provides Voice over IP services
Item 1	String	App plays audio

○